

The background features a purple-toned stained glass window with various religious figures, including a central figure with a halo and wings. Overlaid on this are several geometric shapes: a dark green triangle at the top left, a light green triangle at the top right, a light green trapezoid in the middle, and a dark green triangle at the bottom right. The text is placed within the light green trapezoid.

Paix Liturgique

Catholics

Objectives

- ✓ Understand the frequency Catholics go to church;
- ✓ Verify the knowledge Brazilian Catholics have regarding Ordinary and Extraordinary Mass;
- ✓ How open and willing to go to an Extraordinary Mass.

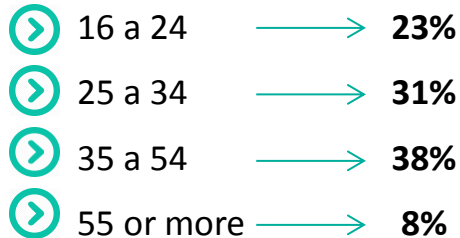
Methodology

- ✓ Online quantitative survey
- ✓ Questionnaire: approximately 5 minutes
- ✓ Target: online population, men and women, 16+ years old, classes ABCD, Catholics
- ✓ Sample: 1.032 interviews with Catholics
- ✓ This survey has been conducted online by IBOPE CONECTA for Paix Liturgique from 02 to 14 of June 2017. It has been addressed to a sample of 3.259 Brazilians among which 1.032 considered themselves as Catholics.

35% of the online population in Brazil consider themselves Catholics. We interviewed 1.032 Catholics, distributed as below (based on online population):




AGE



SOCIAL CLASS



REGION



Base: Sample (1032)


Sample Profile

	Total	Age				Social Class				Region			
		16 a 24	25 a 34	35 a 54	55 or more	A	B	C	D	NO+CO	NE	SE	S
Base: Sample	(1032) %	(240) %	(319) %	(388) %	(85) %	(52) %	(332) %	(520) %	(128) %	(132) %	(247) %	(501) %	(152) %
Age													
• 16 a 24	23	100	-	-	-	46	16	23	33	29	33	18	20
• 25 a 34	31	-	100	-	-	10	30	32	38	28	32	30	34
• 35 a 54	38	-	-	100	-	33	45	36	27	37	30	42	35
• 55 ou mais	8	-	-	-	100	12	9	9	2	6	5	9	11
Social Class													
• Class A	5	10	2	4	7	100	-	-	-	8	7	3	6
• Class B	32	22	31	39	34	-	100	-	-	33	27	33	39
• Class C	50	50	52	48	55	-	-	100	-	40	46	57	46
• Class D	12	18	15	9	4	-	-	-	100	19	21	8	9
Region													
• North + Centre-West (NO+CO)	13	16	12	13	9	21	13	10	20	100	-	-	-
• Northeast (NE)	24	34	24	19	15	33	20	22	40	-	100	-	-
• Southeast (SE)	49	38	48	55	55	29	49	55	30	-	-	100	-
• South (S)	15	12	16	14	20	17	18	13	10	-	-	-	100

Frequency Catholics attend the Mass



33%



Every week

20%



Every month

9%



Only in Solemn Festivals

38%



Occasionally
(weddings, baptisms, etc.)

Base: Sample (1032)


2. How often do you go to Mass?

Frequency Catholics attend the Mass

	Total	Age				Social Class				Region			
		16 a 24	25 a 34	35 a 54	55 or more	A	B	C	D	NO+CO	NE	SE	S
Base: Amostra	(1032) %	(240) %	(319) %	(388) %	(85) %	(52) %	(332) %	(520) %	(128) %	(132) %	(247) %	(501) %	(152) %
• Every week	33	35	32	35	21	31	36	33	24	33	35	33	28
• Every month	20	20	18	20	22	21	16	21	23	23	19	18	23
• Only in Solemn Festivals	9	10	9	7	16	13	8	8	14	12	12	7	10
• Occasionally (weddings, baptism, etc.)	38	35	41	38	40	35	39	38	38	33	34	42	39

Ten years ago, in July 2007, Pope Benedict XVI remembered the Mass can be celebrated in two ways:

- The modern way, also known as “Ordinary” or “of Paul VI”: Mass prayed in Portuguese, with the priest facing the congregation and the holy communion received standing;
- Or the traditional way, also know as “Extraordinary” or “of John XXIII”: Mass prayed in Latin, with the priest facing the altar and the holy communion receive on the knees, with Gregorian Chant.



59% of the Catholics interviewed the didn't know the Mass could be performed in two different ways

Did you know that the Mass can be celebrated Ordinarily or Extraordinarily?

41%
Yes

59%
No

Base: sample (1032)

3. Ten years ago, in July 2007, Pope Benedict XVI remembered the Mass can be celebrated in two ways:

- The modern way, also known as "Ordinary" or "of Paul VI": Mass prayed in Portuguese, with the priest facing the congregation and the holy communion received standing;

- Or the traditional way, also know as "Extraordinary" or "of John XXIII": Mass prayed in Latin, with the priest facing the altar and the holy communion receive on the knees, with Gregorian Chant.

Did you know that?



Classes A and B stand out for knowing there are two way to celebrate a Mass

	Total	Age				Social Class				Region			
		16 a 24	25 a 34	35 a 54	55 or more	A	B	C	D	NO+CO	NE	SE	S
Base: Sample	(1032) %	(240) %	(319) %	(388) %	(85) %	(52) %	(332) %	(520) %	(128) %	(132) %	(247) %	(501) %	(152) %
• Yes	41	42	41	39	44	60	48	35	35	36	42	40	44
• No	59	57	59	61	56	40	52	65	65	64	58	60	56

3. Ten years ago, in July 2007, Pope Benedict XVI remembered the Mass can be celebrated in two ways:

- The modern way, also known as “Ordinary” or “of Paul VI”: Mass prayed in Portuguese, with the priest facing the congregation and the holy communion received standing;

- Or the traditional way, also know as “Extraordinary” or “of John XXIII”: Mass prayed in Latin, with the priest facing the altar and the holy communion receive on the knees, with Gregorian Chant.

Did you know that?

Although 48% consider it normal to celebrate the Mass in both forms, 1/3 don't consider it to be normal and 16% don't know

Would you find normal if the church celebrates the Mass in both forms?

49%

I would find it normal

35%


I wouldn't find it normal

16%

I don't know

Base: Sample (1032)

4. Would you find it normal if your parish church celebrated the Mass in both forms, both the modern way, known as "ordinary", in Portuguese, and traditional, known as "extraordinary", in Latin and with Gregorian Chant?

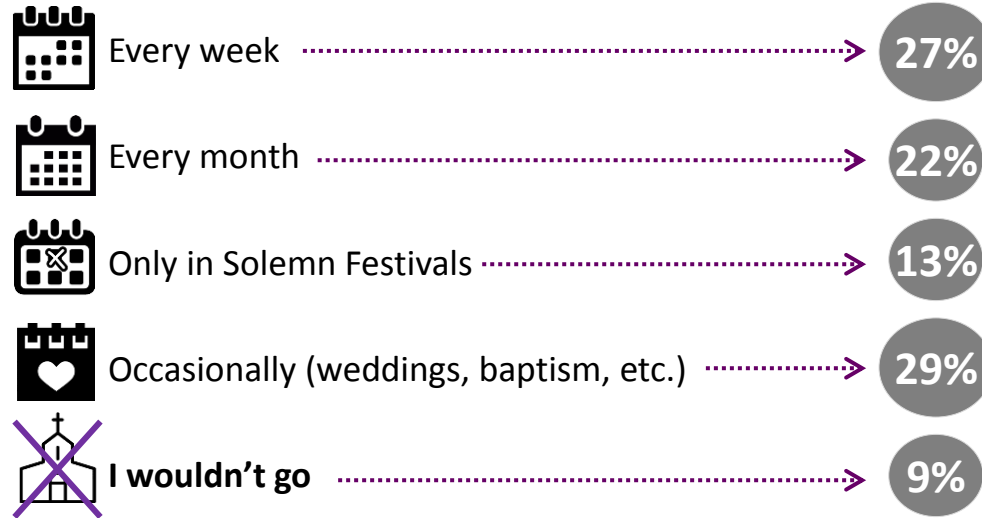



The older, the more they consider normal for the church to celebrate the Mass in both forms

	Total	Age				Social Class				Region			
		16 a 24	25 a 34	35 a 54	55 or more	A	B	C	D	NO+CO	NE	SE	S
Base: Sample	(1032) %	(240) %	(319) %	(388) %	(85) %	(52) %	(332) %	(520) %	(128) %	(132) %	(247) %	(501) %	(152) %
• I would find it normal	49	42	51	51	55	52	55	47	42	51	44	51	49
• I wouldn't find it normal	35	39	34	34	29	38	35	34	34	34	36	35	32
• I don't know	16	20	15	15	15	10	11	19	24	15	20	14	19

4. Would you find it normal if your parish church celebrated the Mass in both forms, both the modern way, known as "ordinary", in Portuguese, and traditional, known as "extraordinary", in Latin and with Gregorian Chant?

Only 9% wouldn't go if the Mass were prayed in the Extraordinary form. On the other hand, 27% said that they would attend the Extraordinary Mass every week, and 29% only occasionally.



Base: Sample (1032)

5. Without disregarding the Mass prayed in the “ordinary” manner, if your parish church celebrated the Mass in the “extraordinary” manner, would you be willing to watch?

Frequency the would be willing to attend and Extraordinary Mass

	Total	Age				Social Class				Region			
		16 a 24	25 a 34	35 a 54	55 or more	A	B	C	D	NO+CO	NE	SE	S
Base: Amostra	(1032) %	(240) %	(319) %	(388) %	(85) %	(52) %	(332) %	(520) %	(128) %	(132) %	(247) %	(501) %	(152) %
• Every week	27	25	26	31	24	23	30	26	25	24	31	26	26
• Every month	22	28	19	20	21	23	18	24	23	23	23	21	22
• Only in Solemn Festivals	13	12	14	13	16	13	14	12	13	15	16	11	14
• Occasionally (weddings, baptism, etc.)	29	24	31	29	32	29	28	28	30	28	23	31	30
• I wouldn't go	9	11	11	8	7	12	9	9	9	10	7	10	9

5. Without disregarding the Mass prayed in the “ordinary” manner, if your parish church celebrated the Mass in the “extraordinary” manner, would you be willing to watch?

Highlights

- ✓ 35% of the online population in Brazil consider themselves Catholics and we interviewed 1.032 Catholics.
- ✓ 33% of the Catholics attend the Mass every week,, 20% attend monthly, 9% attend only solemn festivals e 38% only occasionally, such as weddings, baptism, etc.
- ✓ 59% of the Catholics interviews the didn't know the Mass could be performed in two different ways. Classes A and B stand out for knowing there are two way to celebrate a Mass.
- ✓ Although 48% consider it normal to celebrate the Mass in both forms, 1/3 don't consider it to be normal and 16% don't know. The older, the more they consider normal for the church to celebrate the Mass in both forms.
- ✓ Only 9% wouldn't go if the Mass were prayed in the Extraordinary form. On the other hand, 27% said that they would attend the Extraordinary Mass every week, and 29% only occasionally.